


Is that Thomas behind those dots?

Connect the dots and find out!
Then have fun by colouring him in.



Can you “Name That Part” on Percy?

Look at the 10 train engine parts in the list below.
Then write them in the blank spaces pointing to the correct part.

Coupling hook

Connecting rod

Whistle


Buffer

Wheel rim

Funnel

Cab roof


Dome




Answers: 1. Funnel, 2. Dome, 3. Whistle, 4. Cab roof, 5. Buffer, 6. Coupling hook, 7. Connecting rod, 8. Wheel rim.

Color Us In


Thomas and Gordon are blue, James is red &
Percy is green. You can color them in!




THOMAS



JAMES



PERCY



GORDON