



Adventure to the Mountains Printables

These Activities Belong To:

Special thanks to the children, parents, guardians, teachers, and believers who helped bring this story to life.

Pages from:

Myra Makes Journey to Cloud City © 2017 Myra Makes, LLC

To be reproduced for noncommercial purposes only.

Hey Adults! Here's how to use this:

Use a printer at home to print out the following pages. If printing is prohibitive for you, send us an email with your address and we will mail you the activity pages. Please fill out the last 2 pages with your child and email us a picture of them so that we can incorporate your suggestions into our future inventions!



As your child joins Myra on this adventure, they will encounter a variety of different activities. Some, such as math and maze pages, will have “right” answers. Many other pages contain open-ended creative problem-solving challenges with unlimited possible solutions. After drawing his or her creation, your child can build it with crafts!

We suggest having your child use coloring and building supplies you have at home to bring your child's imagination to life. Colored pencils, crayons, and pens can be used for the coloring and open-ended pages. Some great building supplies to use are Legos, pompoms, pipe cleaners, paper towel rolls, tissue paper, cardboard boxes, paper clips, and many other things you may have at home!

Depending on your child's reading level, they will be able to use this subscription on their own, but you will have fun going through it with them as well! These activities follow the story of Myra's journey to Cloud City but each page can be done independently so it's OK to do the pages out of order!

Reach out if you have any questions or feedback!
support@myramakes.com

Happy Inventing!




What are the names
of these 3 places?

Draw and label 2 things that
Myra might find in each place.



1




2



3




**Draw 3 things in your bag that
you will need for this adventure!**



How might you make two ways for Myra to travel to the mountains faster?



Color the Forest and Mountains



Myra meets new friends in the forest!
They want to join the adventure too.

17



Name: _____



Name: _____



Name: _____

Beaver



Beavers are the second largest rodent in the world. As rodents, they have two front teeth (called incisors) which continue growing throughout their life. Beavers live primarily in water, and create wetlands by building wooden dams which block the flow of streams and rivers. They build their homes (or lodges) in the ponds that the dams create. They eat the inner bark of trees that grow near the water.

Black Bear



Black bears live in forests of North America. Despite their name, they can be black, brown, or cream colored. They are mostly vegetarian, but will also consume insects, fish, and occasionally large animals such as deer. Black bears fatten up in the fall and hibernate during winter when it is harder to find food. Hibernation is like a deep sleep during which they do not eat, poop, or move.

Fox Squirrel



Fox squirrels are large rodents which live in trees across North America. They eat many foods, including nuts, seeds, and insects. In the Fall, they will bury large numbers of nuts and other foods in locations (called *caches*) to prepare for the winter. They can jump up to fifteen feet as they navigate the treetops.

Each animal lives in a different niche but all need your help getting ready for the winter!