

# Myra MAKES

## Create-Your-Own-Adventure Printables

These Activities Belong To:

Special thanks to the children, parents, guardians, teachers, and believers who helped bring this story to life.

Pages from:

Myra Makes *Journey to Cloud City* © 2017 Myra Makes, LLC

To be reproduced for noncommercial purposes only.

# Hey Adults! Here's how to use this:

Use a printer at home to print out the following pages. If printing is prohibitive for you, send us an email with your address and we will mail you the activity pages. Please fill out the last 2 pages with your child and email us a picture of them so that we can incorporate your suggestions into our future inventions!


As your child joins Myra on this adventure, they will encounter a variety of different activities. Some, such as math and maze pages, will have “right” answers. Many other pages contain open-ended creative problem-solving challenges with unlimited possible solutions. After drawing his or her creation, your child can build it with crafts!

We suggest having your child use coloring and building supplies you have at home to bring your child's imagination to life. Colored pencils, crayons, and pens can be used for the coloring and open-ended pages. Some great building supplies to use are Legos, pompoms, pipe cleaners, paper towel rolls, tissue paper, cardboard boxes, paper clips, and many other things you may have at home!

Depending on your child's reading level, they will be able to use this subscription on their own, but you will have fun going through it with them as well! These activities follows the story of Myra's journey to Cloud City but each page can be done independently so it's OK to do the pages out of order!

Reach out if you have any questions or feedback!  
[support@myramakes.com](mailto:support@myramakes.com)

## Happy Inventing!





Today, Myra decides to visit a farmers market.  
At the market Myra can buy and sell things.



# How will you help with the community garden? 8

Fill the garden with plants! Draw a shed and fill it with tools.  
Draw a way to get water from the pond to the plants.



**The impala would like your help in making soup.  
What are five ingredients you can add to the soup?**

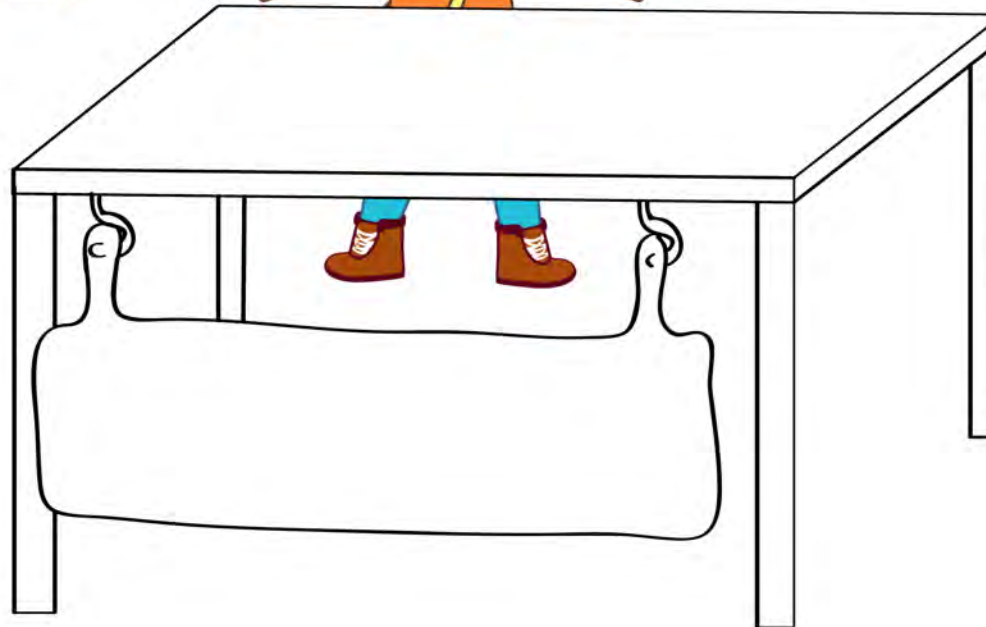
**Draw Ingredients here:**




**Name Ingredients here:**



Fill the table with things to offer at the market!  
Next, write something on Myra's sign.

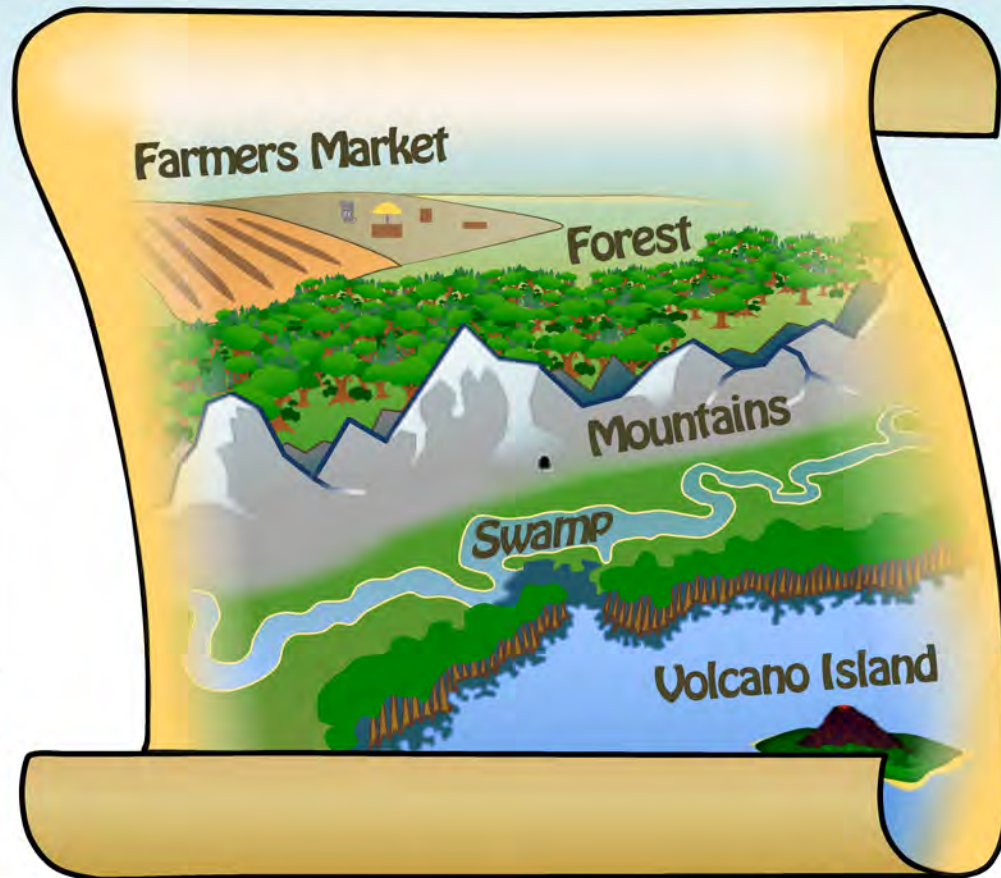


# Myra meets an elephant with a map to Volcano Island!



What will you trade me for this map?

Write your trade:



Draw a path from the market to Volcano Island!

